

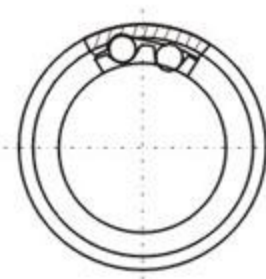
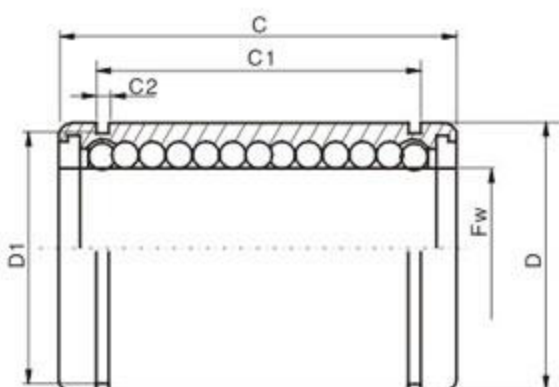
# Linear bearing series

## LM...UU

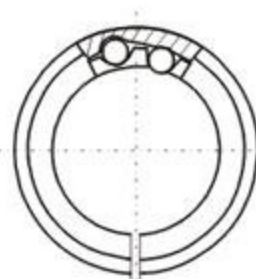


轴承型号 Designation					尺寸和公差 Major dimensions and tolerance		
LM...UU	球列数 Ball circuit	重量 Weight(g)	LM...AJ (调整型)	LM...OP (开放型)	Fw (mm)	公差 Tolerance (μm)	
						精度 Precision J	精度 Precision P
LM4UU	4	1.9	-	-	4	0	0
LM5UU	4	4	-	-	5	-5	-8
LM6UU	4	7.6	LM6-AJ	-	6	0	0
LM8SUU	4	10.4	Lm8S-AJ	-	8		
LM8UU	4	15	LM8-AJ	-	8		
LM10UU	4	29.5	LM10-AJ	LM10-OP	10		
LM12UU	4	31.5	LM12-AJ	LM12-OP	12		
LM13UU	4	43	LM13-AJ	LM13-OP	13		
LM16UU	5	69	LM16-AJ	LM16-OP	16	-6	-9
LM20UU	5	87	LM20-AJ	LM20-OP	20		
LM25UU	6	220	LM25-AJ	LM25-OP	25		
LM30UU	6	250	LM30-AJ	LM30-OP	30		
LM35UU	6	390	LM35-AJ	LM35-OP	35		
LM40UU	6	585	LM40-AJ	LM40-OP	40		
LM50UU	6	1580	LM50-AJ	LM50-OP	50	0	0
LM60UU	6	1860	LM60-AJ	LM60-OP	60		
LM80UU	6	4420	LM80-AJ	LM80-OP	80	-8	-12
						0	0
						-7	-10
						0	0
						-8	-12
						0	0
						-9	-15

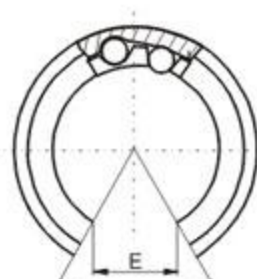
**LM**   **25**   **UU** — **AJ**



LM



LM...AJ



LM...OP

Major dimensions and tolerance											额定负荷 Ratings load		老轴承型号 Old designation
D (mm)	公差 Tolerance(μm)	C (mm)	公差 Tolerance(μm)	C1 (mm)	公差 Tolerance(μm)	C2 (mm)	D1 (mm)	F (mm)	E (mm)	α	动负荷 Dynamic CN	静负荷 Static Co N	
8	0	12	0	-	-	-	-	-	-	-	88	127	LB4UU
10	-9	15	-120	10.2	0	1.1	9.6	-	-	-	167	206	LB5UU
12	0	19	-200	13.5		1.1	11.5	1	-	-	206	265	LB6UU
15		17		1.1		14.3	1	-	-	176	216	LB8SUU	
15	24	1.1		14.3		1	-	-	274	392	LB8UU		
19	0	29		2.2		18	1	6.8	80°	372	549	LB10UU	
21		30		1.3		20	1.5	8	80°	510	784	LB12UU	
23	-13	32		2.3	22	1.5	9	80°	510	784	LB13UU		
28	0	37	2.6	26.5	1.6	11	80°	774	1180	LB16UU			
32		42	30.5	1.6	30.5	1.5	11	60°	882	1370	LB20UU		
40	-16	59	0	41	-300	1.85	38	2	12	50°	980	1570	LB25UU
45	0	64		44.5		1.85	43	2.5	15	50°	1570	2740	LB30UU
52		70		49.5		2.1	49	2.5	17	50°	1670	3140	LB35UU
60	-19	80		60.5		2.1	57	3	20	50°	2160	4020	LB40UU
80	0	100		74		2.6	76.5	3	25	50°	3820	7940	LB50UU
90		110		85		3.15	86.5	3	30	50°	4700	10000	LB60UU
120	-22	140	0	105.5	0	4.15	116	3	40	50°	7350	16000	LB80UU

## KH Series Linear Motion Bearings



KH Series Linear Motion Bearings						
Model No.	Line of Balls	Main Size			Rated Load(kgf)	
		d	D	B	Dynamic Load	Static Load
KH0824	4	8	15	24	20	31
KH1026	4	10	17	26	27	36
KH1228	5	12	19	28	37	46
KH1428	5	14	21	28	38	48
KH1630	5	16	24	30	46	59
KH2030	6	20	28	30	58	71
KH2540	6	25	35	40	124	142
KH3050	7	30	40	50	200	211
KH4060	8	40	52	60	330	334
KH5070	9	50	62	70	420	430